

Acknowledgement of ERC funding

How to find the text in all official EU languages

Step-by-step guide

(July 2021)

The Model grant agreement exists in all official EU languages on the Funding and Tenders portal. Here is a step-by-step guide to find the model sentences to acknowledge ERC funding in your language.

Obligations in Grant Agreement in English (Art. 38)



European Research Council
Established by the European Commission

“This **project** has received funding from the European Research Council (ERC) under the European Union’s [Seventh Framework Programme (FP7-2007-2013)] or [Horizon 2020 research and innovation programme] (Grant agreement No. [number])”

Or

“This **result/equipment/video** is part of a project that has received funding from the European Research Council (ERC) under the European Union’s [Seventh Framework Programme (FP7-2007-2013)] or [Horizon 2020 research and innovation programme] (Grant agreement No. [number])”

Finding the text in all official EU languages

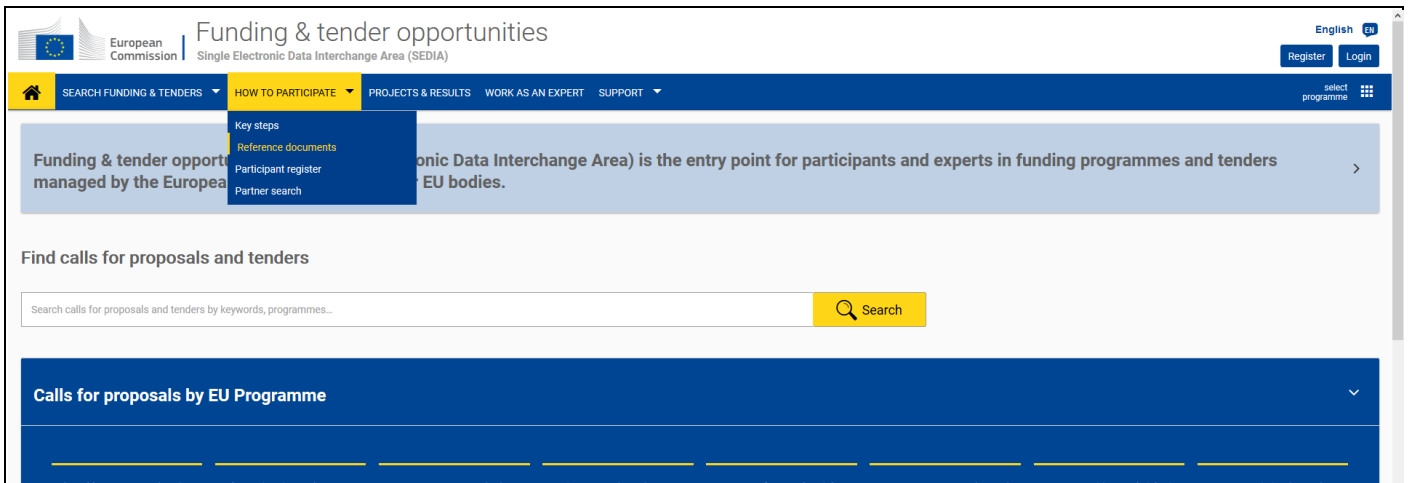
Step 1:

- In your browser, go to the **Funding and Tenders Portal**
<https://ec.europa.eu/info/funding-tenders/opportunities/portal/screen/home>

The screenshot shows the 'Funding & tender opportunities' portal. At the top, there is a navigation bar with the European Commission logo and the text 'Single Electronic Data Interchange Area (SEDIA)'. The main content area features a search bar with the placeholder text 'Search calls for proposals and tenders by keywords, programmes...' and a yellow 'Search' button. Below the search bar, there is a section titled 'Calls for proposals by EU Programme' with a list of various EU programmes including the 3rd Health Programme (3HP), Asylum, Migration and Integration Fund (AMIF), Consumer Programme (CP), Creative Europe (CREA), European Defence Industrial Development Programme, Erasmus+ Programme (EPLUS), European Maritime and Fisheries Fund (EMFF), and European Statistics (ESTAT).

Step 2:

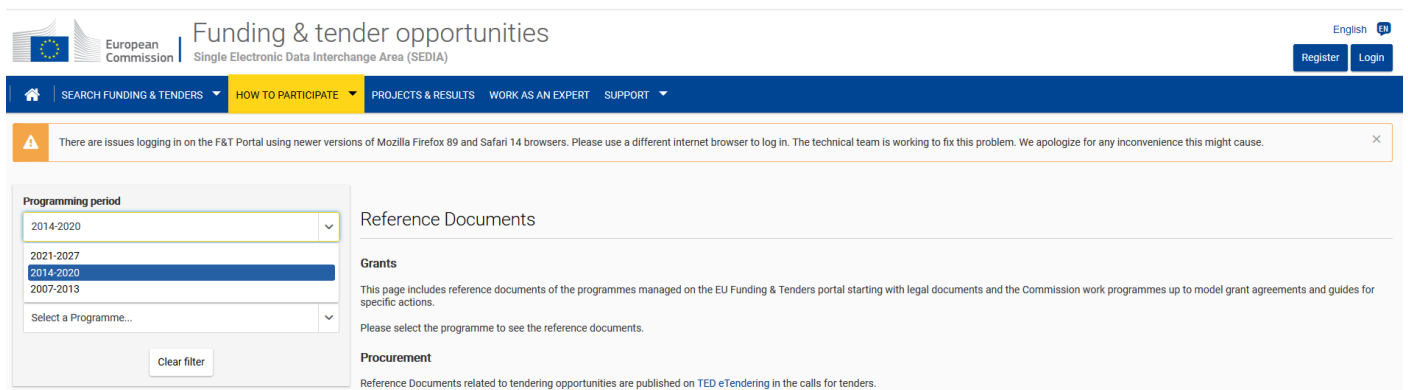
- Select **How to participate**
- Select **Reference documents**



The screenshot shows the top navigation bar of the 'Funding & tender opportunities' portal. The 'HOW TO PARTICIPATE' dropdown menu is expanded, with 'Reference documents' selected. Below the navigation, there is a search bar and a section titled 'Calls for proposals by EU Programme'.

Step 3:

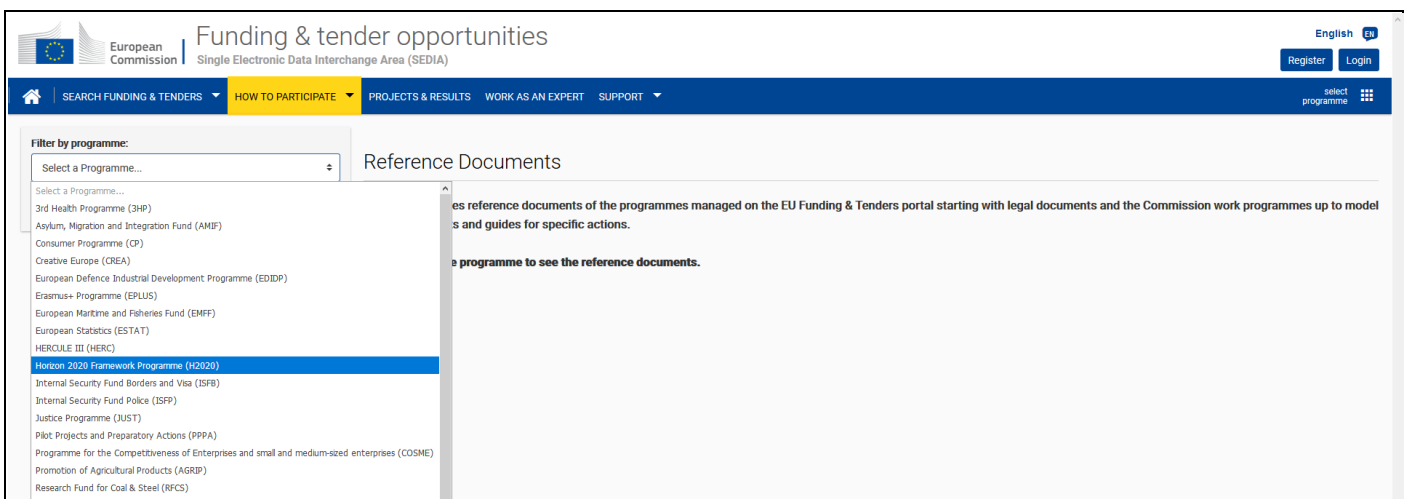
- Select **2014-2020 Programming period**



The screenshot shows the 'Reference Documents' section of the portal. A 'Programming period' dropdown menu is open, with '2014-2020' selected. Below the dropdown, there is a 'Clear filter' button. The 'Reference Documents' section is also visible, showing a list of reference documents.

Step 4:

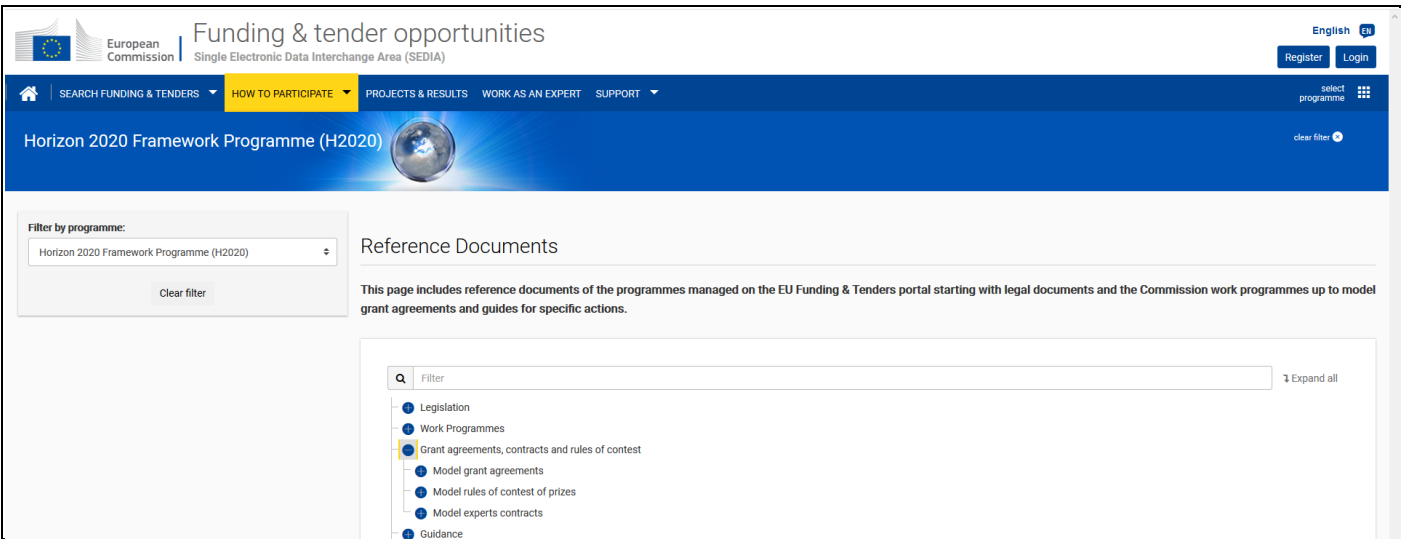
- Select **Horizon 2020 Framework Programme (H2020)**



The screenshot shows the 'Filter by programme:' dropdown menu open, with 'Horizon 2020 Framework Programme (H2020)' selected. Below the dropdown, there is a list of reference documents. The 'Reference Documents' section is also visible, showing a list of reference documents.

Step 5:

- Click on the plus sign  before **Grant agreements, contracts and rules of contest**



European Commission | Funding & tender opportunities
Single Electronic Data Interchange Area (SEDIA)

English EU Register Login

SEARCH FUNDING & TENDERS HOW TO PARTICIPATE PROJECTS & RESULTS WORK AS AN EXPERT SUPPORT

Horizon 2020 Framework Programme (H2020) clear filter

Filter by programme:
Horizon 2020 Framework Programme (H2020) Clear filter



Reference Documents

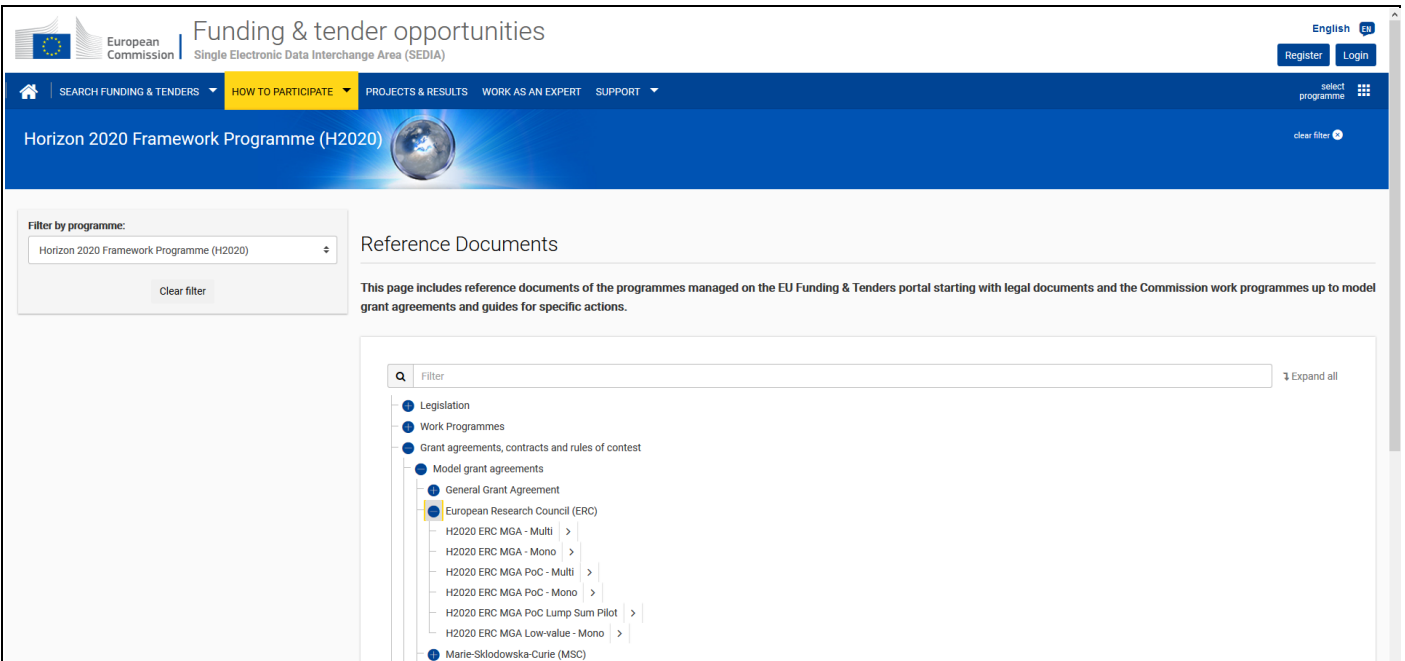
This page includes reference documents of the programmes managed on the EU Funding & Tenders portal starting with legal documents and the Commission work programmes up to model grant agreements and guides for specific actions.

Filter Expand all

- Legislation
- Work Programmes
- Grant agreements, contracts and rules of contest
- Model grant agreements
- Model rules of contest of prizes
- Model experts contracts
- Guidance

Step 5:

- Click on the plus sign  before **Model grant agreements**
- Click on the plus sign  before **European Research Council (ERC)**



European Commission | Funding & tender opportunities
Single Electronic Data Interchange Area (SEDIA)

English EU Register Login

SEARCH FUNDING & TENDERS HOW TO PARTICIPATE PROJECTS & RESULTS WORK AS AN EXPERT SUPPORT

Horizon 2020 Framework Programme (H2020) clear filter

Filter by programme:
Horizon 2020 Framework Programme (H2020) Clear filter


Reference Documents

This page includes reference documents of the programmes managed on the EU Funding & Tenders portal starting with legal documents and the Commission work programmes up to model grant agreements and guides for specific actions.

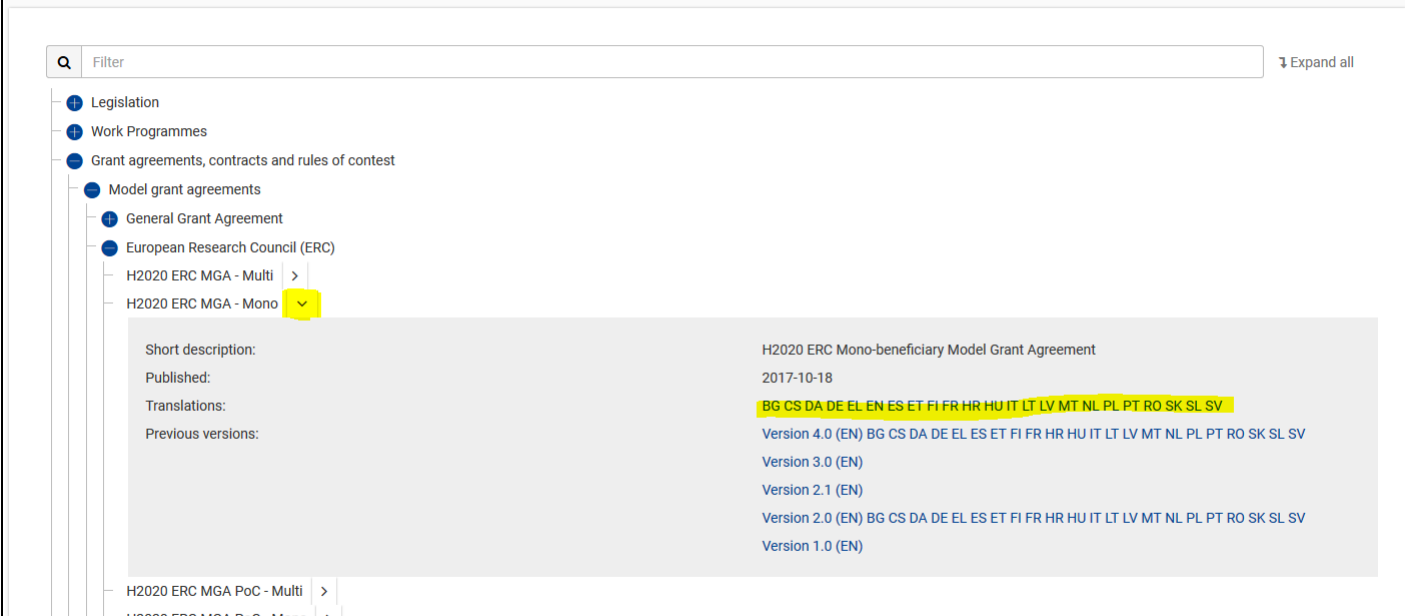
Filter Expand all

- Legislation
- Work Programmes
- Grant agreements, contracts and rules of contest
- Model grant agreements
 - General Grant Agreement
 - European Research Council (ERC)
 - H2020 ERC MGA - Multi >
 - H2020 ERC MGA - Mono >
 - H2020 ERC MGA PoC - Multi >
 - H2020 ERC MGA PoC - Mono >
 - H2020 ERC MGA PoC Lump Sum Pilot >
 - H2020 ERC MGA Low-value - Mono >
 - Marie-Sklodowska-Curie (MSC)

Step 7:

- Click on the **arrow**  next to the MGA
- Select the language version of the MGA

This page includes reference documents of the programmes managed on the EU Funding & Tenders portal starting with legal documents and the Commission work programmes up to model grant agreements and guides for specific actions.



The screenshot shows the EU Funding & Tenders portal interface. On the left is a navigation menu with categories: Legislation, Work Programmes, Grant agreements, contracts and rules of contest, Model grant agreements, General Grant Agreement, and European Research Council (ERC). Under ERC, there are sub-items for H2020 ERC MGA - Multi and H2020 ERC MGA - Mono. The H2020 ERC MGA - Mono item is selected, and a dropdown menu is open showing language options: BG, CS, DA, DE, EL, EN, ES, ET, FI, FR, HR, HU, IT, LT, LV, MT, NL, PL, PT, RO, SK, SL, SV. The main content area displays details for the selected document: H2020 ERC Mono-beneficiary Model Grant Agreement, published 2017-10-18. The translations section lists the same language options as the dropdown. Previous versions are listed as Version 4.0 (EN), Version 3.0 (EN), Version 2.1 (EN), Version 2.0 (EN), and Version 1.0 (EN).

Step 8:

- Go to **Article 38**

38.1.2 Information om EU-finansiering - forpligtelse og ret til at benytte EU-symbolet og EFR-logoet

Medmindre organet anmoder om eller accepterer noget andet, eller medmindre det er umuligt, skal alt kommunikationsmateriale, som vedrører projektet (også i elektronisk form, via de sociale medier osv.) eller infrastrukturer, udstyr og store resultater, der finansieres af tilskuddet, indeholde

(a) EU-symbolet og EFR-logoet

(b) følgende tekst:

Hvad angår kommunikationsinitiativer: "Dette projekt har modtaget tilskud fra Det Europæiske Forskningsråd (EFR) under Den Europæiske Unions Horisont 2020-program for forskning og innovation med tilskudsafalenummer [nummer]".

Hvad angår infrastruktur, udstyr og store resultater: "[Denne infrastruktur] [Dette udstyr] [Dette resultat] er del af et projekt, som har modtaget tilskud gennem Det Europæiske Forskningsråds (EFR's) Horisont 2020-program for forskning og innovation med tilskudsafalenummer [nummer]".

Hvis EU-symbolet og EFR-logoet vises sammen med et andet logo, skal de have en passende størrelse og placering.

Modtageren må, for at kunne overholde sine forpligtelser i henhold til denne artikel, anvende EU-symbolet og EFR-logoet uden forudgående tilladelse fra organet.

Dette giver dog ikke modtageren eneret til brug af symbolet og logoet.